



Results of feasibility and publication of EU integration indicators at infra-national level

Facilitating evidence-based integration policies in cities

Brussels, 21 February 2018

EU-LFS: Basic features (1/2)

The Labour Force Survey :

- covers resident population in private households
- is often the largest household sample in a country
 - **almost 1.7 million respondents every quarter in the EU**
- is also a large survey in terms of questionnaire
 - **more than 100 variables**
- includes quarterly, annual, 'multi-annual' variables
- is a continuous survey (~2005)
- 34 participating countries: all 28 EU Member States, 3 EFTA countries (Iceland, Norway, Switzerland) and 3 candidate countries (former Yugoslav Republic of Macedonia, Turkey, Montenegro)

EU-LFS: Basic features (2/2)

- Results of high policy relevance (labour market / education)
- Migrants can be identified:
 - Currently by variables on country of birth / country of citizenship
 - Complemented in the future by variables on country of birth / citizenship of parents and on the main reason for migrating
- Socio-economic (age, sex, education) and regional (NUTS2 / Degree of urbanisation) information available



















European
Commission

Migrant integration

Already disseminated in January

Indicator	Infra-national	Age group	Sex	ISCED	Country of:	
					birth	citizenship
Employment rate	NUTS 2	15-64;20-64	Y	3 cl	3 cl	
Employment rate	NUTS 2	15-64;20-64	Y	3 cl		3 cl
Employment rate	DEGURBA	15-64;20-64	Y	3 cl	3 cl	
Employment rate	DEGURBA	15-64;20-64	Y	3 cl		3 cl
Activity rate	NUTS 2	15-64;20-64	Y	3 cl	3 cl	
Activity rate	NUTS 2	15-64;20-64	Y	3 cl		3 cl
Activity rate	DEGURBA	15-64;20-64	Y	3 cl	3 cl	
Activity rate	DEGURBA	15-64;20-64	Y	3 cl		3cl



- Indicators on migrants and migrant integration **New**
 - Migrant integration (mii)
 - Social inclusion (mii_soinc)
 - Education (mii_educ)
 - Employment (mii_emp)
 - Employment - regional series (mii_emp_r)
 - Activity rates (mii_act_r)
 - Activity rates by sex, age, educational attainment level, citizenship and NUTS 2 regions (lfst_r_lfp2acrtn)  
 - Activity rates by sex, age, educational attainment level, country of birth and NUTS 2 regions (lfst_r_lfp2acrtrcob)  
 - Activity rates by sex, age, educational attainment level, citizenship and degree of urbanisation (lfst_r_arednu)  
 - Activity rates by sex, age, educational attainment level, country of birth and degree of urbanisation (lfst_r_aredcobu)  
 - Employment (mii_em_r)
 - Employment rates by sex, age, educational attainment level, citizenship and NUTS 2 regions (lfst_r_lfe2emprtn)  
 - Employment rates by sex, age, educational attainment level, country of birth and NUTS 2 regions (lfst_r_lfe2emprtcob)  
 - Employment rates by sex, age, educational attainment level, citizenship and degree of urbanisation (lfst_r_erednu)  
 - Employment rates by sex, age, educational attainment level, country of birth and degree of urbanisation (lfst_r_eredcobu)  
 - Active citizenship (mii_actctz)
 - LFS ad-hoc modules on migrants (mii_lfso)
 - Migrant children (mci) **New**

Migrant integration

Disseminated on 19 February

Indicator	Infra-national	Age group	Sex	Stat us	ISCE D	Country of	
						birth	citiz.
Unemployment rate	NUTS 2	15-64;20-64; 15-75	Y	N	N	3 cl	
Unemployment rate	NUTS 2	15-64;20-64; 15-75	Y	N	N		3 cl
Unemployment rate	DEGURBA	15-64;20-64; 15-75	Y	N	N	3 cl	
Unemployment rate	DEGURBA	15-64;20-64; 15-75	Y	N	N		3 cl
Part-time employmt	DEGURBA	15-64;20-64	Y	N	3 cl	3 cl	
Part-time employmt	DEGURBA	15-64;20-64	Y	N	3 cl		3 cl
Self-employment	DEGURBA	15-64;20-64	Y	2 cl	N	3 cl	
Self-employment	DEGURBA	15-64;20-64	Y	2 cl	N		3cl
Temporary employees	DEGURBA	15-64;20-64	Y	N	3 cl	3 cl	
Temporary employees	DEGURBA	15-64;20-64	Y	N	3 cl		3 cl

On-going work

- Limitation in data dissemination due to reliability; Eurostat rule = max 50% of empty cells
- Infra-national breakdowns for education from LFS
 - not possible for the "Early leavers" indicator
 - under testing for the other indicators
- Existing tables at national level with citizenship to be done also with country of birth:
 - Population by sex, age, labour status
 - Newly employed by labour status
 - Supplementary indicators to unemployment by sex



Migrant integration: under validation

Indicator	Infra-national	Age group	Sex	ISCED	Country of:	
					birth	citizenship
Educational attainment	NUTS 2	15-64; 25-64	Y	3 cl	3 cl	
Educational attainment	NUTS 2	15-64; 25-64	Y	3 cl		3 cl
Educational attainment	DEGURBA	15-64; 25-64	Y	3 cl	3 cl	
Educational attainment	DEGURBA	15-64; 25-64	Y	3 cl		3 cl
NEET rate	NUTS 2	15-34; 15-24	Y	N	3 cl	
NEET rate	NUTS 2	15-34; 15-24	Y	N		3 cl
NEET rate	DEGURBA	15-34; 15-24	Y	N	3 cl	
NEET rate	DEGURBA	15-34; 15-24	Y	N		3 cl

Next steps

- Reflect on tables at infra-national level:
 - with population figures by labour status
 - with more age groups, replacing the ISCED breakdown
 - presenting more detailed breakdowns for a selection of NUTS 2 corresponding to cities
- SE articles:
 - labour market indicators
 - employment conditions
- Feasibility study with SILC



Thank you

Questions?

